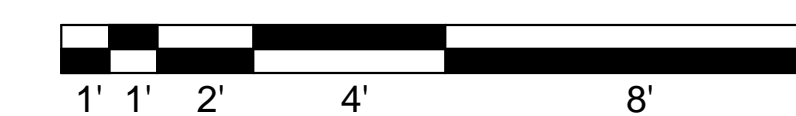




North Elevation



Scale 1/4" = 1'-0"

New England Floor Plans

Cumberland, Rhode Island
Telephone - 800-328-0217
www.nelfloorplans.com

PROJECT:

66 Cooke Street
Providence, Rhode Island

As-Builts

NUMBER: DRAW:

DATE: CHECK:
January 24, 2009

SCALE:
1/4" = 1'-0"

DRAWING TITLE:

Existing Conditions
Elevations

DRAWING NUMBER:

A-5



South Elevation



Scale 1/4" = 1'-0"

New England Floor Plans

Cumberland, Rhode Island
Telephone - 800-328-0217
www.nelfloorplans.com

PROJECT:

66 Cooke Street
Providence, Rhode Island

As-Builts

NUMBER: DRAW:

DATE: CHECK:
January 24, 2009

SCALE: 1/4" = 1'-0"

DRAWING TITLE:

Existing Conditions

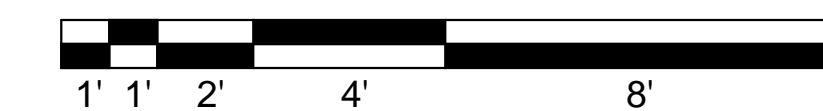
Elevations

DRAWING NUMBER:

A-6



East Elevation



Scale 1/4" = 1'-0"

New England Floor Plans

Cumberland, Rhode Island
Telephone - 800-328-0217
www.nelfloorplans.com

PROJECT:

66 Cooke Street
Providence, Rhode Island

As-Builts

NUMBER: DRAW:

DATE: CHECK:
January 24, 2009

SCALE:
1/4" = 1'-0"

DRAWING TITLE:

Existing Conditions

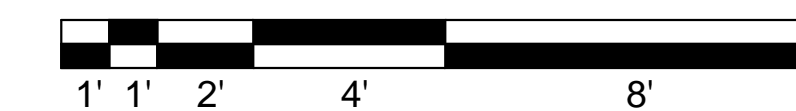
Elevations

DRAWING NUMBER:

A-7



West Elevation



Scale 1/4" = 1'-0"

New England Floor Plans
Cumberland, Rhode Island
Telephone - 800-328-0217
www.nelfloorplans.com

PROJECT:

66 Cooke Street
Providence, Rhode Island

As-Builts

NUMBER: DRAW:

DATE: CHECK:
January 24, 2009

SCALE:
1/4" = 1'-0"

DRAWING TITLE:

Existing Conditions
Elevations

DRAWING NUMBER:

A-8